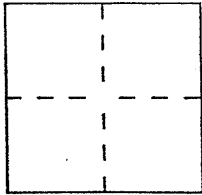


CORNER RECORD

Document Number CR 1487

City of CASTRO VALLEY (UNINCORPORATED) County of ALAMEDA, California
 Brief Legal Description ALAMEDA CNTY BRASS DISC W/PIN ON E CROW CANYON ROAD
E'ly of D/W to house # 5592



CORNER TYPE

COORDINATES
(Optional)

Government Corner ☐ Control ☒
 Meander ☐ Property ☒
 Rancho ☐ Other ☐
 Date of Survey _____

N. _____
 E. _____
 Zone _____ Datum _____
 Elev. _____

Corner — Left as found ☒ Found and tagged ☐ Established ☐ Reestablished ☐ Rebuilt ☐

Identification and type of corner found: Evidence used to identify or procedure used to establish or reestablish the corner:


Alameda County brass disc w/pin in stanchion well casing
Monument stamped "CRC-24"
Set 4 PK nails w/BRASS MON RP BRASS WASHERS AT VARIOUS
OFFSETS TO REESTABLISH MONUMENT LOCATION

A description of the physical condition of the monument as found and as set or reset: MONUMENT FOUND
IN GOOD CONDITION

SURVEYOR'S STATEMENT

This Corner Record was prepared by me or under my direction in conformance with
 the Land Surveyors' Act on MAY 1 2001.


Signed [Signature] L.S. or R.C.E. Number LS4765



COUNTY SURVEYOR'S STATEMENT

This Corner Record was received 4-2-2001 and examined
 and filed 5-9-2001.

Signed [Signature] Title COUNTY SURVEYOR



County Surveyor's Comment _____

TRACT 4324 BK 118 PG 89 PM 2120 BK 109 PG 1
EDEN TOWNSHIP, ALAMEDA COUNTY
EBMUD FB 4207 PG. 26

PM 2120

